



ARIZONA DEPARTMENT OF EDUCATION

State Accountability

Welcome REED PORTER!

REED PORTER

[Home \(/FY2025/\) / A-F Summary](#)

Mogollon Jr High School (5624)
FY 2025
PRELIMINARY DATA FOR REVIEW


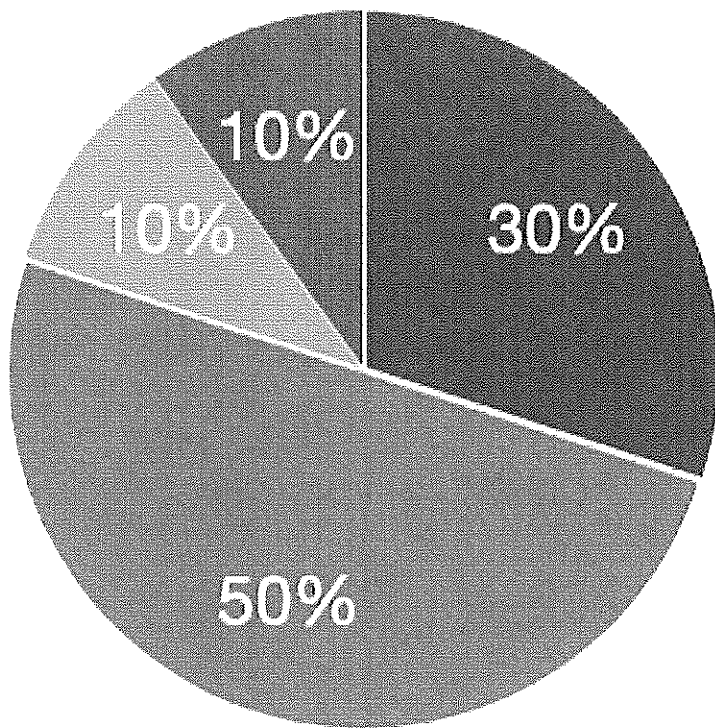


Download Summary Kthru8 file (/FY2025/Home/PageDownload?


pagekey=235&page=SummaryKthru8)

Warning! Due to the volume of your static file, the download may take several minutes.

Category	Weight	Points
Proficiency/Stability Proficiency*	30%	20.65
Growth	50%	44.67
EL Proficiency and Growth	10%	
Acceleration / Readiness	10%	10.0
Total Point Sum		75.32
Total Points Eligible		90.0
Percentage Earned		83.69
Total Bonus Points		1.5
Total Points Earned		85.19
Percent Tested		100.0
A-F Letter Grade		A



PROFICIENCY



ENGLISH LEARNERS



**ACCELERATION,
READINESS**



GROWTH

K-8

Proficiency	30% [*]	View Data (/FY2025/Home/Proficiency)
Grade	ELA	Math
7	62.35	45.59
8	78.95	70.0
Percent Proficient All Students		68.2
Total Proficiency Points		20.46

Stability Proficiency			30% [*]	View Data (/FY2025/Home/Proficiency)
Stability	ELA	Math	All	Weight
3-Year FAY	104.0	112.0		0.0
2-Year FAY	70.0	57.94	69.62	18.0
1-Year FAY	67.27	50.91	59.09	12.0
Total Stability Proficiency Points				20.65

Growth	50%	View Data (/FY2025/Home/Growth)
--------	-----	---

SGP ELA Growth (25%)

	Current Year Low Growth (SGP 0-33)	Current Year Average Growth (SGP 34-66)	Current Year High Growth (SGP 67-99)
Prior Year Highly Proficient	1.64	1.64	3.28
Prior Year Proficient	11.48	24.59	13.11
Prior Year Partially Proficient	1.64	4.92	6.56
Prior Year Minimally Proficient	4.92	11.48	14.75
SGP ELA Points			25.0
SGP Math Growth (25%)			
	Current Year Low Growth (SGP 0-33)	Current Year Average Growth (SGP 34-66)	Current Year High Growth (SGP 67-99)
Prior Year Highly Proficient	14.75	8.2	3.28
Prior Year Proficient	13.11	6.56	3.28
Prior Year Partially Proficient	6.56	9.84	3.28
Prior Year Minimally Proficient	4.92	11.48	14.75
SGP Math Points			19.67
Total Growth Points			44.67

EL Proficiency and Growth	10%	View Data (/FY2025/Home/EL)
Total EL Proficiency Points		
Total EL Growth Points		
EL Proficiency and Growth Points		

Acceleration / Readiness	10%	View Data (/FY2025/Home/AccelerationReadiness)
Metric		Points Earned
Grade 8 Performance		2.5
Grade 3 ELA Minimally Proficient		
Chronic Absenteeism		2.0
Subgroup Improvement		6.0

Special Education Inclusion	0.0
Total Acceleration/Readiness Points	10.0

	School %	60% of State Average	70% of State Average	80% of State Average	State Average	Points
Special Education Bonus Points	10.98	9.49	11.08	12.66	15.82	
Science Assessment Bonus Points	42.11				32.69	1.5

The three-point value for the Science Assessment Bonus Points can be found in the Business Rules.

Total Score				
A	B	C	D	F
100 - 84%	83.99 - 72%	71.99 - 60%	59.99 - 47%	46.99 - 0%

A-F Letter Grade	A
-------------------------	----------

* 1-year FAY and the stability model were calculated to determine proficiency points. The higher of the points was used in the final letter grade though data is displayed for both calculations.

Note:

1) Missing values indicate that the school was ineligible for the associated measure due to the N-Count Rule.

Copyright © 2020 Arizona Department of Education. All rights reserved.

