

ARIZONA DEPARTMENT OF EDUCATION

State Accountability

Welcome REED PORTER!

REED PORTER

[Home \(/FY2025/\) / A-F Summary](#)


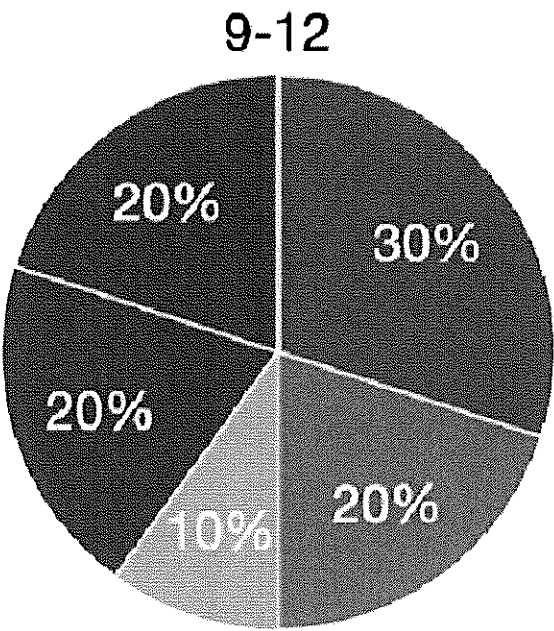
Mogollon High School (5625)
FY 2025
PRELIMINARY DATA FOR REVIEW




Download Summary 9thru12 file (/FY2025/Home/PageDownload?
pagekey=240&page=NineThru12Summary)

Warning! Due to the volume of your static file, the download may take several minutes.


Category		Weight	Points
Proficiency		30%	21.04
Growth		20%	17.25
EL Proficiency and Growth		10%	
Graduation Rate	4-, 5-, 6-, 7-year Graduation Rate [†]	10%	10.0
	4- year Graduation Rate Improvement	10%	0.0
College and Career Ready - Self-Report Score		20%	19.5
All Students Total Points			67.79
Total Points Eligible			90.0
Percentage Earned			75.32
Total Bonus Points			5.5
Total Points Earned			80.82
Percent Tested			100.0




PROFICIENCY




ENGLISH LEARNERS



GRADUATION



GROWTH



COLLEGE, CAREER
READINESS

Proficiency	30%	View Data (/FY2025/Home/Proficiency)
Test	%	
ACT ELA	76.28	
ACT Math	56.98	
MSAA ELA		
MSAA Math		
Percent Proficient All Students	70.13	
Total Proficiency Points	21.04	

SGP ELA Growth (10%)			
	Current Year Low Growth (SGP 0-33)	Current Year Average Growth (SGP 34-66)	Current Year High Growth (67-99)
Prior Year Highly Proficient	7.69	5.13	2.56
Prior Year Proficient	5.13	15.38	10.26
Prior Year Partially Proficient	5.13	20.51	20.51
Prior Year Minimally Proficient	2.56	2.56	2.56
SGP ELA Points			10.0

SGP Math Growth (10%)			
	Current Year Low Growth (SGP 0-33)	Current Year Average Growth (SGP 34-66)	Current Year High Growth (67-99)
Prior Year Highly Proficient	12.5	2.5	0.0
Prior Year Proficient	12.5	7.5	2.5
Prior Year Partially Proficient	7.5	5.0	2.5
Prior Year Minimally Proficient	15.0	15.0	17.5
SGP Math Points			7.25

EL Proficiency and Growth	10%	View Data (/FY2025/Home/EL)
Total EL Proficiency Points		
Total EL Growth Points		
EL Proficiency and Growth Points		

4-, 5-, 6-, 7-year Graduation Rate			10%
Current Year	%	Weight	Points Earned
4	80.56	5	4.03
5	92.0	4	3.68
6	90.63	2.5	2.27
7	93.55	.50	0.47
4-, 5-, 6-, 7-year Graduation Rate Points			10.0

4-year Graduation Rate Improvement		10%
Prior Year	%	Points Earned
4	88.0	0.0
4-year Graduation Rate Points		0.0

College and Career Ready - Self-Report Score		20%
Metric	Weight	Points Earned
Self-Report CCR Points	20	19.5

College and Career Ready - Self-Report Total Points	19.5
--	-------------

College and Career Ready data was self-reported by the LEA/school. For specific details on how these points were earned, you must contact a local administrator. ADE did not calculate the points for this component of the letter grade.

	School %	60% of State Average	70% of State Average	80% of State Average	State Average	Points
Special Education Bonus Points	10.83	8.83	10.3	11.77	14.71	1.5
Science Assessment Bonus Points	19.05				23.42	0.0
ACT Aspire Bonus Points	100.0					3.0

The three-point value for the Science Assessment Bonus Points can be found in the Business Rules.

Total Score				
A	B	C	D	F
100 - 82%	81.99 - 65%	64.99 - 48%	47.99 - 31%	30.99 - 0%

Note:

1) Missing values indicate that the school was ineligible for the associated measure due to the N-Count Rule.

A-F Letter Grade	B
-------------------------	----------