

Scan to download!

Android



iOS



PARENT APP

TUTORIAL FOR PARENTS

Getting Started!

- 1 Get your login credentials! Request them from your school's Transportation Department.
- 2 Download Busology's Free Parent App.
- 3 Once you have successfully logged in you're ready to track your child's bus in real-time!

You have two ways of doing this:

- 1 Through our Parent App in "Map View".
- 2 Or in our Web Portal: Go to www.viafy.com and click on "Parent Login". Enter your credentials.

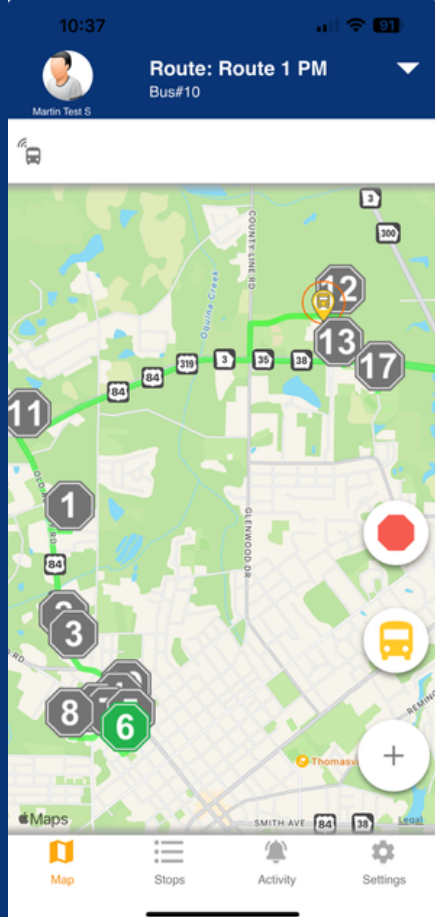
How to Use the App!

Map View:

Track in real-time your child's bus location at all times!

List View:

View your child's route and what stop the bus is currently at.



Go to my stop

Go to my bus

Open menu

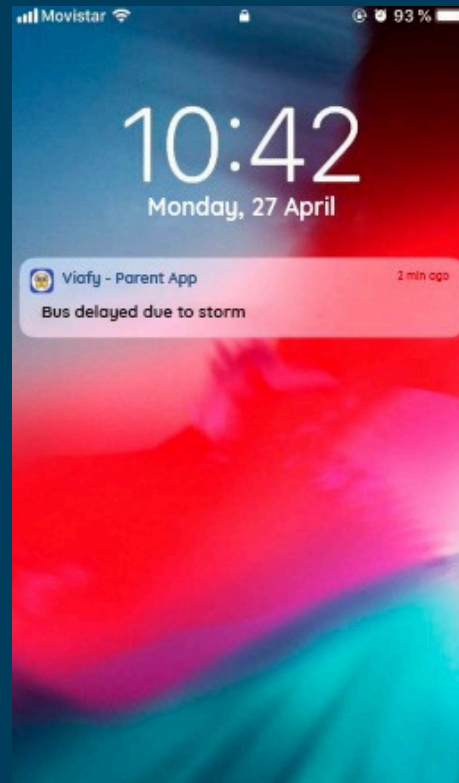
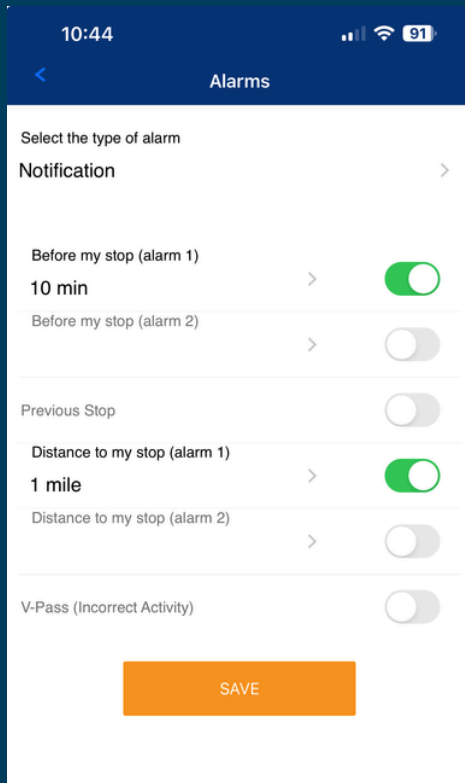


Alarms & Notifications Set time and distance alarms to receive automatic notifications or emails when the bus is arriving at your stop.

Go to Settings> Alarms

Push Notifications

Stay up-to-date with important messages and notifications sent by the School District through the App.



Time-based and Previous stop alarms will trigger based on stop expected time. Distance alarms will trigger based on live bus movements

Push Notifications will pop even if the app is closed.

How do I report a problem?

Are your kids assigned to the wrong bus or route?
Contact the District's Transportation Department!

You haven't received your login credentials yet?

For security purposes, the District's Transportation Department will send them directly to your email.
Contact them for more information.

