

# PARAMUS PUBLIC SCHOOLS

## 2026-2027

### PUBLIC BUDGET HEARING

---



May 4, 2026

**SEAN ADAMS**

Superintendent of Schools

**TIMOTHY DONOHUE**

Assistant Superintendent of Schools

**BROOKE BARTLEY**

School Business Administrator/Board Secretary



## In Paramus, the Schools ARE the Community.

The Paramus Public School system consists of eight schools serving grades K-12, with a total enrollment of 3,467 students.

**5**

Elementary Schools

**2**

Middle Schools

**1**

High School

# WHAT DOES THE BUDGET SUPPORT?

## Academics, Arts, Athletics & Clubs

- High School: 239 courses, 29 AP courses, 78 clubs, 25 sports
- Middle School: Advanced & remedial courses, 24 clubs, 4 sports clubs
- Performing Arts: Orchestra, Chorus, Marching Band, & more
- Fine Arts: Pottery, Photography, Graphic Design, Dance, Theater, & Culinary

## Operations & Infrastructure

- Technology: 1:1 devices (3-12), interactive panels (K-12)
- Security: State-of-the-art cameras & trained armed security
- Transportation: 2,002 students daily via 104 routes
- Facilities: 761,050 sq. ft. & 170+ acres across 8 schools

Supported by 1,039 dedicated staff members across the entire district



### Shared External Pressures

Along with other school districts in New Jersey, we face similar challenges:

- Cap on increases to the tax levy base (since 2011)
- Rising insurance costs (17%)
- Staffing shortages
- Rising tuition and technology costs
- Increasing utility and supply costs
- Escalating construction expenses

### The Details & Mitigation

The district reduced spending by **\$1.1 million** for 2026-27 through strategic measures:

- Staffing reconfigurations
- Transportation & policy modifications
- 1:1 device & lease purchase options
- **\$498,700:** District reserve account
- **\$2,754,556:** Health Insurance Tax Levy Adjustment

*"Our goal is to balance the budget while strictly avoiding any reductions in essential staff and student programs."*

NEW AND NOTEWORTHY

# MAINTAINING OUR INVESTMENTS

## CAPITAL IMPROVEMENTS \$4,320,813

Addressing decades-old HVAC systems. Construction costs have doubled since the initial ROD grant application.

- \$2M: HVAC projects at HS & Midland Elementary
- East Brook: Replacing a wing of HVAC systems
- \$419K: PSEG partner boilers (Memorial & Midland)
- \$1.45M: HS Woodshop (HVAC, flooring, dust collection)



## MAINTENANCE RESERVES \$498,700

Utilized to replace equipment beyond useful life, ensuring staff can work efficiently and safely.

## COMPLIANCE


Continuation of compliance of unfunded mandates.

*State funds 40% of initial approved project costs for HVAC and boiler upgrades.*

# REVENUES

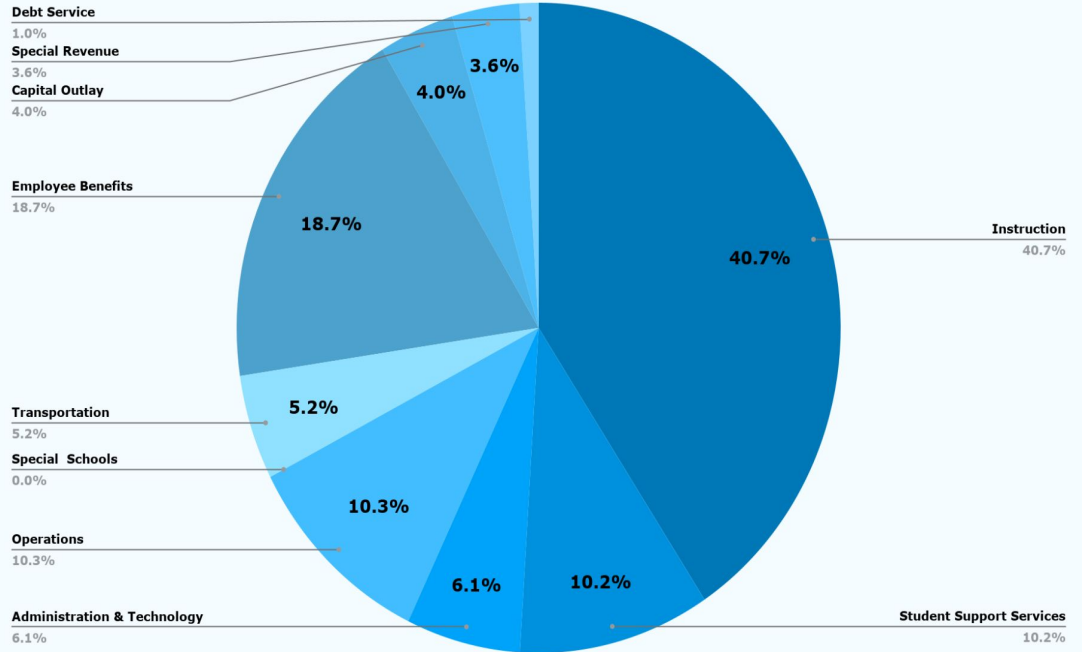
## COMPARISON

Fund	2025-2026 \$107,690,713	2026-2027 \$115,330,723	25-26 vs 26-27	
			\$Diff	%Diff
Total School Tax Levy	91,972,253	96,566,254	\$4,594,001	4.99%
State Aid	5,982,433	6,341,379	\$358,946	6.00%
Debt Service	1,226,081	1,175,200	(\$50,880)	-4.15%
Special Revenue	4,892,050	4,158,719	(\$733,331)	-15%
Additional Rev. including Cap. Outlay	3,617,896	\$7,085,613	\$3,471,986	96.1%



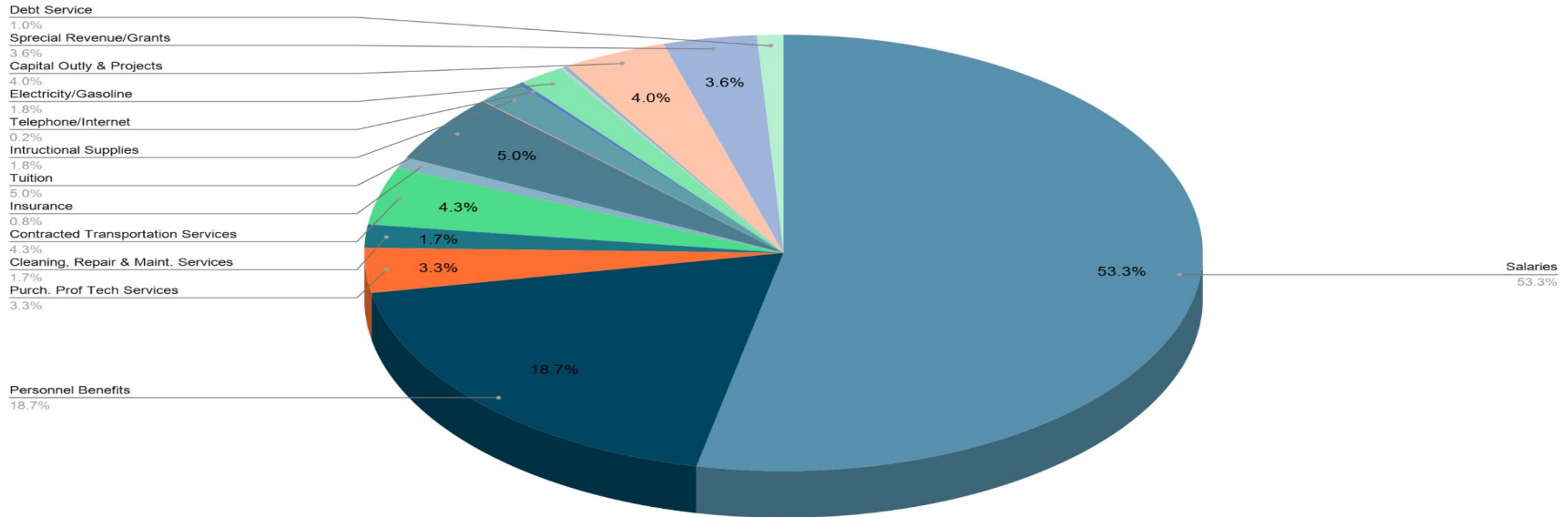
# APPROPRIATIONS

Budget Category	2026-2027
Instruction	\$46,990,689.00
Student Support Services	\$11,815,434.00
Administration & Technology	\$7,052,238.00
Operations	\$11,894,756.00
Special Schools	\$7,725.00
Transportation	\$6,009,286.00
Employee Benefits	\$21,587,663.00
Capital Outlay	\$4,639,013.00
Special Revenue	\$4,158,719.00
Debt Service	\$1,175,200.00



# APPROPRIATIONS- A Deeper Look

2026-2027 Appropriation Budget, \$115,330,723



# TAX LEVY

A DETAILED LOOK AT THE

# 4.99%

TOTAL INCREASE

*Reflecting standard levy caps and critical health insurance adjustments.*

## COMPONENT

## AMOUNT

2% Standard Tax Cap Levy

\$1,839,445

Health Insurance Adjustment

\$2,754,556

**Total Tax Levy Increase**

**\$4,594,001**

## Key Considerations

- This year's 2% increase was **\$73,120 more** than last year's tax increase.
- The State provided a **waiver for health insurance** due to double-digit increases over the last three years. The district is taking this waiver in the amount of \$2,754,556.
- Adjustments serve as "*relief valves*" to ensure minimal disruption to district programs.

# TAX IMPACT: 2026-2027 Proposed Budget

## PROPOSED SCHOOL TAX RATE

**4.46%**

(Split-Year Basis)

## TAX RATE METRICS

Rate per \$100 Valuation: **\$0.7008**

-\$0.00840 vs FY 24/25

Tax on \$100,000 Assessed Value: **\$700.80**

Estimated Impact on Average Assessed Home (\$936,534)

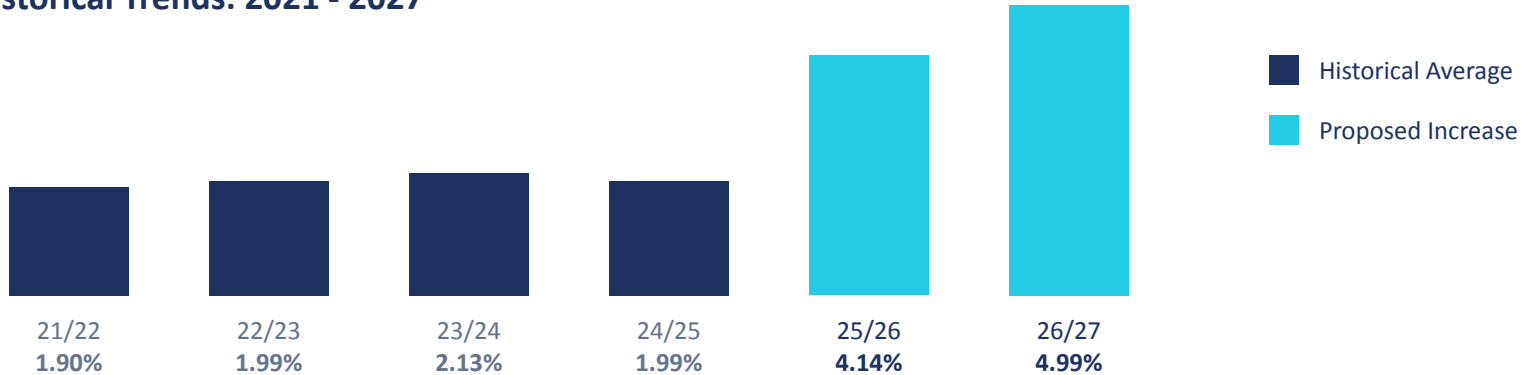
**\$383.72 Per Year**

### Notes & Data Basis:

- Rates Rounded; Inclusive of Debt Service
- Based on 2026 Net Valuation of \$13.62B (+\$736.4M vs 2024)

# Budget Percentage History

## Historical Trends: 2021 - 2027



## Historical Context

Our tax levy increases remained consistent, averaging ~2%.

## Next Year

The 4.99% increase is a significant shift from the historical pattern.

## Understanding the Increase

Addresses rising costs in:

- Insurance & Utilities
- Special Education
- Infrastructure Maint.

# Thank You for Your Support

We appreciate your participation in this budget hearing.  
Your engagement helps maintain Paramus Public Schools as the heart of our community.



## Excellence in Education

Continuing our tradition of academic achievement



## Community Partnership

Working together for student success



## Future Innovation

Investing in tomorrow's educational needs

# THANK YOU



# PROUD TO BE PARAMUS

QUESTIONS AND  
COMMENTS

